



सत्यमेव जयते

Government of India

Ministry of New and Renewable Energy

Installer Manual

National Portal

PM Surya Ghar: Muft Bijli Yojana

29 June 2024





Content

1

Generate
Vendor Login

2

Working on
National Portal

3

Multi-State
Registration

4

Edit Profile



PM - SURYA GHAR: MUFT BIJLI YOJANA

National Portal

All Vendors are requested to send their videos/lectures, audio visual training material or animated films etc for training on solar rooftop system to hrd@mnre123@gmail.com

Quick Links

[Apply For Rooftop Solar](#)

[Subsidy Structure](#)

[Registered Vendors](#)

PM SURYA GHAR MUFT BIJLI YOJANA

Know More About Roof Solar

[CALCULATOR](#)
[DOCUMENTS](#)
[VIDEOS](#)



Other Details

National Call Centre

HAVE A QUERY?

Call our National Call

Gallery

Stepwise Procedure

Step : 6

• Once you get the

Launch of National Portal

<https://pmsuryaghar.gov.in>



Generate Vendor Login

LOGIN CREDENTIALS

Process For: Creating User Login ID for Vendor on the National Portal

1

Go To Vendor Login on www.pmsuryaghar.gov.in



2

Open **Update Vendor Credentials** and verify **PAN No.**



Verify Vendor PAN & Email

3

Verify email ID to create Vendor Login User Email ID and Password at **National Portal**



Set Login Username and Password

PAGE 1: LOGIN CREDENTIALS

Click on Vendor Login to Login and Update the Username and Password for operating the PMSG National Portal

PM - SURYA GHAR: MUFT BIJLI YOJANA National Portal

What is New | DISCOM Information | Financing Options | Knowledge Centre | Contact Us | Login

- Administrator Login
- Consumer Login
- DISCOM Login
- SNA / SRCI / PSU / Govt. Agency Login
- Vendor Login**

Quick Links:

- Apply For Rooftop Solar
- Subsidy Structure
- Registered Vendors

Know More About Roof Solar

- CALCULATOR
- DOCUMENTS
- VIDEOS

Other Details

- National Call Centre**
HAVE A QUERY?
Call our National Call Centre at Toll-Free Number
- Gallery**
- Stepwise Procedure**
Step : 2
 - Login with Consumer Number & Mobile Number
 - Apply for the Rooftop Solar as per the form
- Launch of National Portal**
<https://pmsuryaghar.gov.in>

STEP 1: LOGIN CREDENTIALS

Click on **Update Vendor Credential** to and Enter the PAN No. to verify the email ID

The screenshot shows a web application interface. At the top is a blue navigation bar with the following items: a home icon, 'What is New', 'DISCOM information', 'Financing Options', 'Knowledge Centre', 'Contact Us', and a 'Login' button with a dropdown arrow. The main content area features a central white 'Login' form with a blue header. The form includes three input fields: 'Email *', 'Password *', and 'Human check*'. The 'Human check*' field contains a CAPTCHA image with the characters 'bMxKNw'. Below the CAPTCHA is a 'Click to generate a new image' link. At the bottom of the form is a blue 'LOGIN' button. An orange arrow points from the 'LOGIN' button to the 'Update Vendor Credential' link in the footer. The footer contains the text 'PM Surya Ghar: Muft Bijli Yojana | Manual | Installer' and two links: 'Forgot Username / Password' and 'Update Vendor Credentials'. The background of the page is a collage of solar panels and greenery.

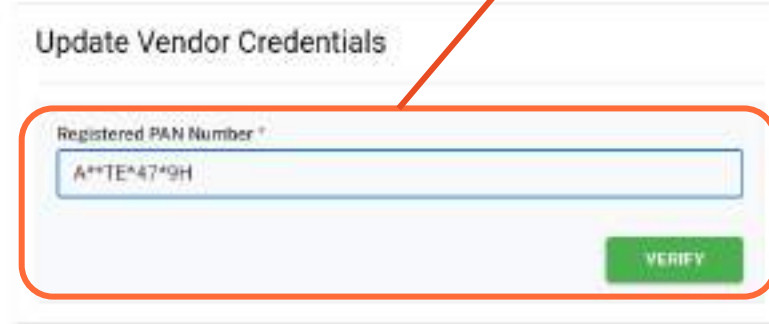
STEP 2: LOGIN CREDENTIALS

Enter the **Registered PAN Number** of the Vendor, to verify the email ID by clicking on **Verify**

Update Vendor Credentials

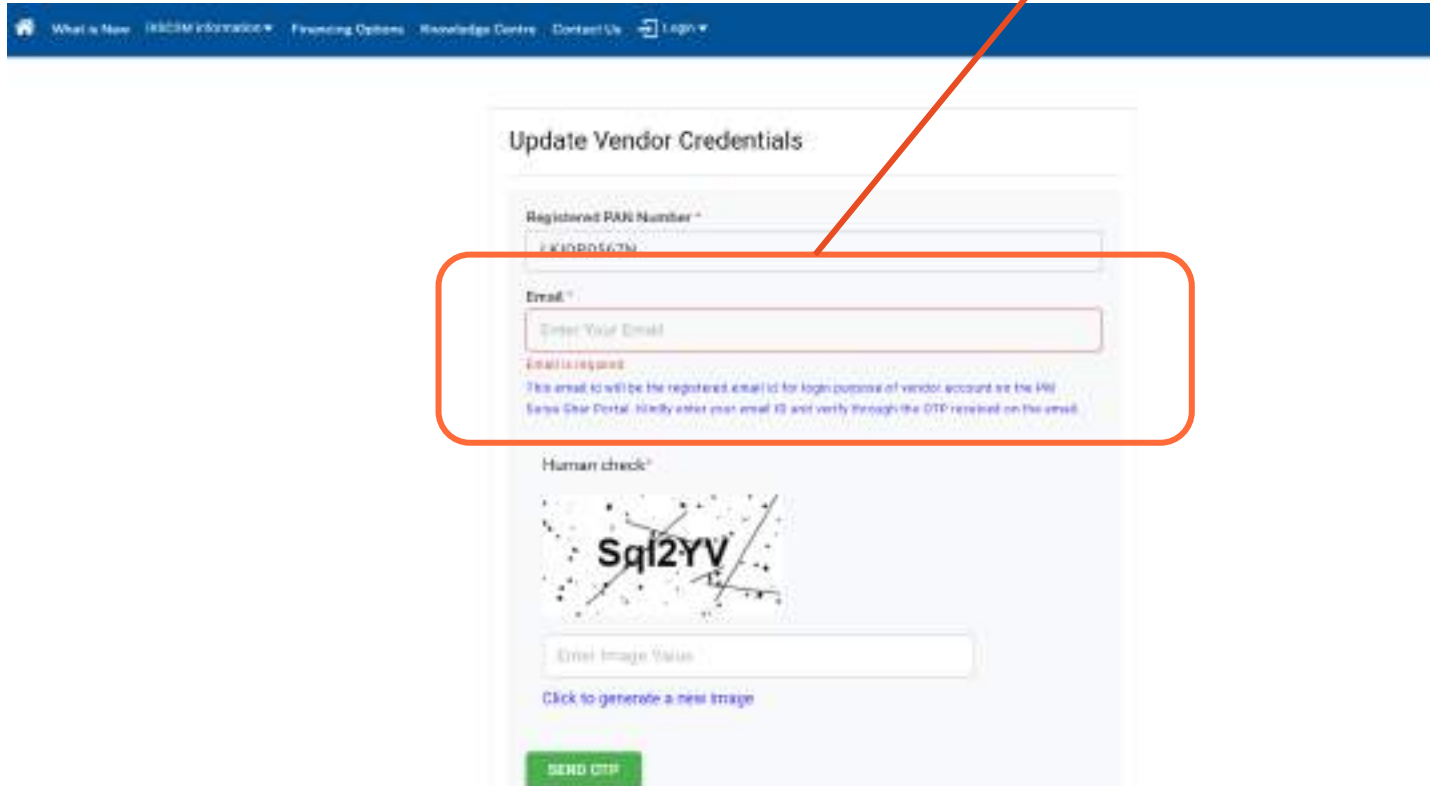
Registered PAN Number *

VERIFY



STEP 2: LOGIN CREDENTIALS

Enter the **Email ID** & Click on **Send OTP** to verify the OTP received on the email ID. You can use the same email as the registered email ID for **Login Purpose** as well.



The screenshot shows a web form titled "Update Vendor Credentials". At the top, there is a blue navigation bar with links: "What is New", "IK&CIM Information", "Financing Options", "Knowledge Centre", "Contact Us", and "Login". The form fields are as follows:

- Registered PAN Number ***: Input field containing "LXNDP567M".
- Email ***: Input field containing "Enter Your Email". This field is highlighted with an orange rounded rectangle. An orange arrow points from this field towards the instruction text above.
- Email is required**: A note stating, "This email id will be the registered email id for login purpose of vendor account on the PM Surya Ghar Portal. Kindly enter your email ID and verify through the OTP received on the email."
- Human check ***: A CAPTCHA image showing the text "Sq12YV" with a grid overlay.
- Enter Image Value**: Input field for the CAPTCHA value.
- Click to generate a new image**: A link to refresh the CAPTCHA.
- SEND OTP**: A green button at the bottom of the form.

STEP 3: LOGIN CREDENTIALS

Enter the Email ID & Click on Send OTP to verify the OTP received on the email ID. You can use the same email displayed or change the email ID as once the OTP is verified this email ID will be the registered email ID for **Login and further communication Purpose**

This email id will be the registered email id for login purpose of vendor account on the PM Surya Ghar Portal. Kindly enter your email id and verify through the OTP received on the email.

Human check*

EiD7go

EiD7go

Valid Captcha

OTP

Enter OTP:

VERIFY & PROCEED

STEP 3: LOGIN CREDENTIALS

Enter the **Password** and **Click** on **Submit**.

Note: The **password** must contain atleast **one Uppercase letter**, one **lowercase letter**, one **number** and one **Special Character (!@#\$%^&*)**

Update Vendor Credentials

Enter Password *

Confirm Password *

Enter Password Again

CREATE



Working on National Portal

- Solar Installation Details
- Apply Online from Vendor Login
- Submit Solar Installation

PAGE 2: LOGIN

Enter the **Registered Email ID** and **Password** and click on **Login**.



भारत सरकार
Government of India
नवीन और नवीकरणीय ऊर्जा विभाग
Ministry of New And Renewable Energy

PM - SURYA GHAR: MUFT BIJLI YOJANA National Portal

What is New | DISCOM Information | Financing Options | Knowledge Centre | Contact Us | Login

Login

Email *:

Password *:

Human check*



[Click to generate a new image](#)

VIEW LIST OF INTEREST CONSUMERS

The screenshot displays the PM - SURYA GHAR: MUFT BIJLI YOJANA National Portal. The header includes the Government of India logo, the Ministry of New And Renewable Energy, and the vendor information: KSSVS NAVE... (Vendor) with a timestamp of 28-04-2024, 17:52:37 and a LOGOUT button. A blue navigation bar contains the following menu items: Administrator, Interest show, Instalations, and Consumer Subsidy Status. Below the navigation bar, the page title is "List of Interested Consumers". The search section includes a "Search by Consumer No." input field with a search icon, "From Date:" and "To Date:" fields with date pickers, a green "Filter" button, and a green "Download Excel" button. Below the search section is a table with the following columns: S.NO., DISCOM Name, Consumer Number, Mobile, Email, Status, Requested on, and Action. The table is currently empty, and a "Data Not Found" message is displayed below it.

Menu Bar having options a) Administrator b) Interest Show

PAGE 4: UPDATE PROFILE, DISTRICT & RATES

Navigation: [Home](#) | [Instillations](#) | [Consumer Subsidy Status](#)

Profile
Operational District
Product Rate

Search by Consumer No.

From Date: To Date: [Filter](#)

[Download Excel](#)

S.NO.	DISCOM Name	Consumer Number	Mobile	Email	Status	Requested on	Action
-------	-------------	-----------------	--------	-------	--------	--------------	--------

Options for updating a) Profile b) Operational District c) Product Rate. The Vendor can update these details.

VIEW LIST OF APPLICATIONS UNDER SOLAR INSTALLATION

PM - SURYA GHAR: MUFT BIJLI YOJANA
National Portal

Government of India
भारत सरकार
नवीन और नवीकरणीय ऊर्जा विभाग
Ministry of New And Renewable Energy

KSSVS NAVE... (Vendor)
28-04-2024,17:59:52

LOGOUT

Administrator | Interests shown | **Installations** | Consumer Subsidy Status

Installation List

Search by Consumer No.

S.No.	Application Reference No.	DISCOM Name	Consumer Number	Consumer Name	Mobile	District	Proposed Capacity (in KW)	Submitted on	Action
1	123456789	Southern Power Distribution Corporation of	123456789	123456789	123456789	123456789	123456789	123456789	View

The Vendor can see the list of Application which are mapped with the Vendor for Installation of Solar PV system

VIEW TRACKING OF PROJECT STATUS



भारत सरकार
Government of India
नवीन और नवीकरणीय ऊर्जा विभाग
Ministry of New And Renewable Energy

PM - SURYA GHAR: MUFT BIJLI YOJANA National Portal

(Vendor)
26-06-2024, 13:36:01

LOGOUT

Administrator | Interest shown | Installations | Consumer Subsidy Status

Installation List

The Vendor can see the list of Application which are mapped with the Vendor for Installation of Solar PV system

Search Registration No. Search Consumer No. Search Application No. Search

dd-mm-yyyy dd-mm-yyyy

TOTAL APPLICATION (24)

ANILBHAI DEVRAJBHAI RAMANI (Subsidy Request) Submitted : 27-03-2024

PV Capacity (kW)	2.73	Application No.	NI	Discom	Paschim Gujarat Vj Co. Limited
Registration No.	NP 024	Sanction Load (kW)	1.00	Circle	RAJNOT RURAL CIRCLE
Consumer No.		State		Division	RAJNOT RURAL DIVISION
Mobile		District	Rajkot	Sub-Division	Kuvadava Sub-Division
		Existing installed Capacity (in kW)		Pincode	



UPLOAD AGREEMENT



भारत सरकार
Government of India
नवीन और नवीकरणीय ऊर्जा विभाग
Ministry of New And Renewable Energy

PM - SURYA GHAR: MUFT BIJLI YOJANA National Portal

(Vendor)
26-06-2024, 13:36:01

LOGOUT

Administrator Interest shown Installations Consumer Subsidy Status

Installation List

The Upload Agreement Copy from the Vendor Logon

Search Registration No. Search Consumer No. Search Application No. Search By

dd-mm-yyyy dd-mm-yyyy

SHREE / GAN CO.OP HOUS.S.L (Vendor Selection) Submitted : 22-03-2024 Modified : 4

ACTIONS + DOWNLOAD +

- Upload Agreement
- View Application

PV Capacity (KW) 11.88
 Registration No. NP/...
 Consumer No. ...
 Mobile ...

Application Sanction L... 7/2024
 State GUJARAT
 District Ahmedabad
 Existing installed Capacity (in kW) 0.00

Discom Torrent Power Limited - Ahmedabad
 Circle Naranpura Zone
 Division Naranpura
 Sub-Division -
 Pincode -



VIEW APPLICATION DETAILS



भारत सरकार
Government of India
नवीन और नवीकरणीय ऊर्जा विभाग
Ministry of New And Renewable Energy

PM - SURYA GHAR: MUFT BIJLI YOJANA National Portal

(Vendor)
26-06-2024, 13:36:01

LOGOUT

Administrator | Interest shown | Installations | Consumer Subsidy Status

Installation List

The Upload Agreement Copy from the Vendor Logon

Search Registration No. Search Consumer No. Search Application No. Search By

dd-mm-yyyy dd-mm-yyyy

🔍 🔄

SHREE / (Vendor Selection) D.OP.HOUS.S.L Submitted : 22-03-2024
Modif..... 4

ACTIONS | **DOWNLOAD**

- Upload Agreement
- View Application

PV Capacity (KW) 11.88
Registration No. NP/...
Consumer No. ...
Mobile ...

Application Sanction L 7/2024
State GUJARAT
District Ahmedabad
Existing installed Capacity (in kW) 0.00

Discom Torrent Power Limited - Ahmedabad
Circle Naranpura Zone
Division Naranpura
Sub-Division -
Pincode -



VIEW APPLICATION DETAILS

All the Application Details and Uploaded file will come here in this page

Administrator | Interest shown | Installations | Consumer Subsidy Status

Application View Details

Progress: 1 Consumer Registered, 2 Application Submission, 3 Feasibility Approval, 4 Vendor Selection, 5 Work Start, 6 Solar Installation Details, 7 Inspection, 8 Project Commissioning, 9 Subsidy Request, 10 Subsidy Disbursal

Application Details

Registration Number:	HP	Customer Account Number:		Circle Name:	Ahmedabad Zone
State:	GJ	Mobile:		Division Name:	Narasipura
Name of Discom:	Tariff Power Limited - Ahmedabad	Email:		Sub-Division Name:	
Application Number:		District:	Ahmedabad	Status Name:	Vendor Selected
Sanctioned Load (in kW):	11.88	Building installed Capacity (in kW):		Scheme Name:	PM Suryaksha
Proposal Capacity (in kW):		Village:	GHATLODA	Bank Name:	
Full Name of Premises Owner Person:	SHREY ARUNAY ANAND CH D P HIRJANI	City Name:	AHMEDABAD	IFSC Code:	
Category of Applicant:	F- SA	Category Name:	Residential and Welfare Association	Account Holder Name:	
Address of Premises for Installation:	F- SA, AHMEDABAD - 380061			Account Number:	
Pincode:	380061			Bank Remarks:	

Installation Details

Name of Vendor:	Feasibility approved by:	Approved with Applied Capacity	Assign To Circle Name:	
Solar Connection Type:	Applied Capacity:	11.88	Assign To Division Name:	
Total Inverter Capacity (kW):	Linear Capacity:		Approved by Name:	
Total Module Capacity (kW):	Remarks:	You can pay solar estimate online at http://trivikta.unneced.tariffpower.com/tp/online.php?payment=1 or by visiting station no. 207688732 of No.10483 / 3/1	Created by Name:	
			Networked by Name:	

Documents

Application Documents	Feasibility Documents	Acknowledgements
Electricity Bill	Feasibility Document	View Application Auto Acknowledgement
Bank Details Documents	Installation Documents	Application Certificate

DISCOM DATA UPDATE IN APPLICATION FORM

All the Application Details and Uploaded file will come here in this page

Refresh and Recall the Consumer details on real time from DisCom.

The details that can be update like Name, Circle, Division, Sub-division. Contract Load, Address

Current Status

- Consumer Registered
- Application Submission
- Feasibility Approval
- Vendor Selection
- Work Start
- Solar Installation Details

Apply for Rooftop Solar Installation

Application Details (Completed) | Upload Documents (Pending)

Details of Applicant

Name as per Electricity Bill	<input type="text"/>	<input type="button" value="Refresh Consumer data from Discom"/>	
Address of Premises for Installation	<input type="text"/>	Village:	<input type="text"/>
Address Line 2:	<input type="text"/>	District:	<input type="text"/>
City:	<input type="text"/>	Pin Code:	<input type="text"/>
State:	<input type="text"/>	Enter CSC VLE ID:	<input type="text"/>
Do any CSC VLE help you in filling the application?	<input type="text"/>		

Electricity Distribution Company Details

PAGE 9B: APPLICATION SUBMISSION

All the Application Details and Uploaded file will come here in this page



Electricity Distribution Company Details

State :	GUJARAT
Name of Electricity Distribution Company : <small>[From Electricity Bill]</small>	POWER SUPPLY VESTIG NIGAM (PSV)
Circle Name of Electricity Distribution Company : <small>[From Electricity Bill]</small>	JCC NORTH Auto-filled as per DisCom Mapping*
Division Name of Electricity Distribution Company : <small>[From Electricity Bill]</small>	XEN CD VII Auto-filled as per DisCom Mapping*
Sub-Division Name of Electricity Distribution Company : <small>[From Electricity Bill]</small>	AEN-8 II MURLIPURA Auto-filled as per DisCom Mapping*
Consumer Account Number:	
Sanctioned Load (in kW) : <small>[From Recent Electricity Bill]</small>	5.00 kW

Contact Details

Mobile :	991122xxxx	Email :	
----------	------------	---------	--

Solar Rooftop Details

Category :	Residential
------------	-------------

[Click for Solar Rooftop Calculator](#)

SUBMIT SOLAR INSTALLATION

Submit Solar Installation Details

Farneesh mula band (Work Start)

Submitted : 12-03-2024

PV Capacity (kW)	2.70	Application No.	NP/1	24	Discom	Paschim Gujarat VJ Co. Limited
Registration No.	BT	6	Sanction L	2024	Circle	JUNAGADH CIRCLE
Consumer No.			State	GUJARAT	Division	Veraval Division
Mobile			District	Gir Somnath	Sub-Division	Ppatan Sub Division
			Existing Installed Capacity (in kW)	0.00	Pincode	-

ACTIONS | **DOWNLOAD**

- Submit Installation
- View Application

1 Consumer Registered | 2 Application Submission | 3 Feasibility Approval | 4 Vendor Selection | 5 Work Start | 6 Solar Installation Details | 7 Connecting | 8 Project Commissioning | 9 Subsidy Request | 10 Subsidy Disbursal

PAGE 10B: SUBMIT SOLAR INSTALLATION

Enter Latitude and Longitude

Installation Details

Submit Solar Rooftop Installation Details

Progress: Vendor Details (Completed), Inverter & PV Module Details, Plant Photo, Protection Checklist, Final Submission

Project Developer / Vendor Details

Name of the Vendor :	<input type="text" value="ELIMIT"/>	<input type="text" value=""/>	
Upload/View signed Copy of the agreement between Vendor and Customer :	<input type="text" value=""/>	View Uploaded Agreement	
Latitude :	<input type="text" value="20.8"/>	Longitude :	<input type="text" value=""/>

Save & Next

Consumer Registered Application Submission Feasibility Waived-off Vendor Selection Work Start Solar Installation Details Inspection Project Commissioning Subsidy Request Subsidy Disbursal

PAGE 10C:
**SUBMIT SOLAR
INSTALLATION**

Installation Details

Submit Solar Rooftop Installation Details

Vendor Details Inverter & PV Module Details Plant Photo Permission Checklist Final Submission

Phase of Solar Inverter:

Solar Inverter Details

SR.NO.	Capacity/Voltage (kW) of each inverter	Quantity of Inverter	Manufacturer of Inverter	Action
1	3000.00 kW	1	OROMATT	+ ADD SERIAL NUMBER
2	<input type="text" value=""/>	<input type="text" value=""/>	<input type="text" value=""/>	
3	<input type="text" value=""/>	<input type="text" value=""/>	<input type="text" value=""/>	

Total Inverter Capacity (in kW)

Solar PV Modules Details

SR.NO.	Capacity/Voltage (Wp) of each Solar PV Module	Quantity of Solar PV Module	Manufacturer of Solar PV Module	Action
1	340 Wp	1	WAREE	+ ADD SERIAL NUMBER
2	340 Wp	1	WAREE	+ ADD SERIAL NUMBER
3	340 Wp	1	WAREE	+ ADD SERIAL NUMBER

Total Solar PV Module Capacity (in kW)

Enter Solar Inverter Capacity

- Capacity in kW
- Quantity
- Manufacturer
- Add Serial No.

PAGE 10E:
**SUBMIT SOLAR
INSTALLATION**

Installation Details

Submit Solar Rooftop Installation Details

Vendor Details Inverter & PV Module Details Plant Photo Permission Checklist Final Submission

Phase of Solar Inverter:

Solar Inverter Details

SR.NO.	Capacity/No. (in Wp) of each Inverter	Quantity of Inverter	Manufacturer of Inverter	Action
1	3000.00 Wp	1	GRMWATT	+ ADD SERIAL NUMBER
2	<input type="text"/>	<input type="text"/>	<input type="text"/>	
3	<input type="text"/>	<input type="text"/>	<input type="text"/>	

Total Inverter Capacity (in kW)
1800.000 kW

Solar PV Modules Details

SR.NO.	Capacity/No. (in Wp) of each Solar PV Module	Quantity of Inverter	Manufacturer of Solar PV Module	Action
1	540 Wp	1	WAREE	+ ADD SERIAL NUMBER
2	540 Wp	1	WAREE	+ ADD SERIAL NUMBER
3	540 Wp	1	WAREE	+ ADD SERIAL NUMBER

Total Solar PV Module Capacity (in kW)
1.62 kW

- Enter Solar PV Module Capacity
- Capacity in Wp
- Quantity in Nos.
- Manufacturer
- Add Serial No. of mentioned quantity



Registration Process for Multi-State

3

NATIONAL & MULTI-STATE

Process For: Creating User Login ID for Vendor on the National Portal

1

Go To Vendor Login on www.pmsuryaghar.gov.in & Click Vendor Registration



2

Submit **Registration** at National Portal for a) **National** b) **Multi-state Vendor**



Submit Registration

3

Submit of **BG** at RECL, Gurgaon and get empanelment at **National Portal**



BG Submission

PM - SURYA GHAR: MUFT BIJLI YOJANA

National Portal

All Vendors are requested to send their videos/lectures, audio visual training material or animated films etc for training on solar rooftop system to hr@dcrimre.gov.in

National Vendor Registration can be done from PM Surya Ghar Portal. [Click Here](#)

Quick Links

- [Apply For Rooftop Solar](#)
- [Subsidy Structure](#)
- [Registered Vendors](#)



Know More About Roof Solar

- [CALCULATOR](#)
- [DOCUMENTS](#)
- [VIDEOS](#)



Other Details

National Call Centre

HAVE A QUERY?
Call our National Call Centre at

<https://www.pmsuryaghar.gov.in/vendor-registration>

Gallery



Stepwise Procedure

- Step : 2
- Login with Consumer Number & Mobile Number
 - Apply for the Rooftop Solar as per the form

Launch of National Portal

<https://pmsuryaghar.gov.in>



STEP 1: GO TO VENDOR REGISTRATION

Click on **National Vendor Registration** to register as a National and Multi-state Vendor under the PM Surya Ghar: MBY National Portal. Enter URL: <https://www.pmsuryaghar.gov.in/>.

PM - SURYA GHAR: MUFT BIJLI YOJANA
National Portal

All Vendors are requested to send their videos/lectures, audio visual training material or animated films etc for training on solar rooftop system to [bro@pmsuryaghar.gov.in](#)

National Vendor Registration can be done from PM Surya Ghar Portal. [Click Here](#)

Quick Links

- Apply For Rooftop Solar
- Subsidy Structure
- Registered Vendors

**PM SURYA GHAR
MUFT BIJLI YOJANA**

Know More About Roof Solar

- CALCULATOR
- DOCUMENTS
- VIDEOS

Other Details

- National Call Centre
- Gallery
- Stepwise Procedure
- Launch of National Portal

STEP 2.1: REGISTRATION – PAN DETAILS

Click on **Registration** and Enter the a) **Company Type** b) **PAN No.** c) **Upload copy of PAN**

What Is New | DISCOM Information | Financing Options | Knowledge Centre | Government Buildings Login | Login | Contact Us


National Vendor Registration

PAN DETAILS COMPANY DETAILS CONFIRM DETAILS

Company Type

LLP Other Partnership Private Proprietorship Public

PAN No. :

ASJPD5608N 


Upload PAN :

(Upload PDF upto 1MB)

Vicky (L...1 (1).pdf

[View Uploaded Document](#)

Disclaimer: CPSUs are exempted from the submission of Bank Guarantees



STEP 2.2: REGISTRATION – COMPANY DETAILS

The screenshot displays the 'National Vendor Registration' portal at the 'COMPANY DETAILS' stage. A progress bar at the top shows three steps: 'PAN DETAILS', 'COMPANY DETAILS' (current), and 'CONFIRM DETAILS'. The form is divided into two columns. The left column contains text input fields for 'Organization Name', 'User Name', 'Email', 'Mobile Number', 'Address', 'Password', and 'Confirm Password'. The right column includes document upload sections for 'Upload Key Manpower and Training Certificates', 'Upload Declaration as Service Provider (Access V)', and 'Upload Bank Guarantee'. Below these are 'Type of Registration' options: 'National based Vendor Registration' and 'Multi-State based Vendor Registration', each with a radio button. A 'Next' button is located at the bottom right of the form area.

Enter:

1. Organization Name
2. Email, Mobile, Address & Password
3. Upload Documents
4. Select Type of Registration
 - **National Vendor** (Rs. 25 Lacs)
 - **Multi-state Vendor** (Rs. 2.5 Lacs/ state upto max. Rs. 25 Lacs)
5. Enter **BG** details based on Registration Type
6. Click on **“Next”** button.

STEP 2.3:

REGISTRATION – NATIONAL VENDOR

The screenshot shows a registration form for a National Vendor. A pop-up window is open, titled "Unselect the States/UTs where you don't want to work". The pop-up contains a list of Indian states and union territories, each with a blue square checkbox. The states listed are: ANDAMAN and NICOBAR ISLANDS, ANDHRA PRADESH, ARUNACHAL PRADESH, ASSAM, BIHAR, CHANDIGARH, CHHATTISGARH, GOA, GUJARAT, HARYANA, HIMACHAL PRADESH, JAMMU and KASHMIR, and JHARKHAND. The "Unselect" text and the "Submit" button are highlighted with red boxes. A red arrow points from the "Submit" button to the text "Click on 'Submit'" in the instructions on the right. Another red arrow points from the "Unselect" text to the text "Unselect the states where you don't want to work" in the instructions on the right.

State/UT	Selection
ANDAMAN and NICOBAR ISLANDS	<input type="checkbox"/>
ANDHRA PRADESH	<input type="checkbox"/>
ARUNACHAL PRADESH	<input type="checkbox"/>
ASSAM	<input type="checkbox"/>
BIHAR	<input type="checkbox"/>
CHANDIGARH	<input type="checkbox"/>
CHHATTISGARH	<input type="checkbox"/>
GOA	<input type="checkbox"/>
GUJARAT	<input type="checkbox"/>
HARYANA	<input type="checkbox"/>
HIMACHAL PRADESH	<input type="checkbox"/>
JAMMU and KASHMIR	<input type="checkbox"/>
JHARKHAND	<input type="checkbox"/>

Enter Details of Applicant

To Register as National Vendor,

1. Click on **National Vendor** to open a Pop-up
2. **Unselect** the states where you don't want to work
3. Click on "**Submit**"
4. **Upload** BG as per the Format and Send it to RECL

STEP 2.3:

REGISTRATION – MULTI-STATE VENDOR

Select the States/UTs where you want to work

ANDAMAN and NICOBAR ISLANDS	<input type="checkbox"/>
WEST BENGAL	<input type="checkbox"/>
ARUNACHAL PRADESH	<input type="checkbox"/>
ASSAM	<input type="checkbox"/>
BIHAR	<input type="checkbox"/>
CHHATTISGARH	<input type="checkbox"/>
GOA	<input type="checkbox"/>
GUJARAT	<input type="checkbox"/>
HARYANA	<input type="checkbox"/>
HIMACHAL PRADESH	<input type="checkbox"/>
JAMMU and KASHMIR	<input type="checkbox"/>
JHARKHAND	<input type="checkbox"/>

Submit

Enter Details of Applicant

To Register as Multi-state Vendor,

1. Click on **Multi-State Vendor** to open a Pop-up
2. **Select** the states where you don't want to work
3. **Upload** BG as per the Format and Send it to RECL
4. **BG** is Rs. 2.5 Lacs per state upto maximum Rs. 25 Lacs.
5. Click on "**Submit**"

STEP 2.4:

REGISTRATION – UPLOAD BG

National Vendor Registration

PAN DETAILS COMPANY DETAILS CONFIRM DETAILS

Organization Name * :
A4-Accolor Technologies Limited

User Name * :
iso-2021-11

Email * :
pradit.d@afawcolor.in

Mobile number * :
95629

Address * :
Kojasagar Mall, Sathidar Cross Circle,
Ghatbode

Password * :
(The password must contain minimum 8 characters with at least one number, one uppercase and one lowercase letter.)

Confirm Password * :

Upload Key Manpower and Training Credentials * :
(Upload PDF up to 1MB)
Choose File: Vicky R... (1).pdf [View Uploaded Document](#)

Upload Declaration as Service Provider (Annexure V) * :
(Upload PDF up to 1MB)
Choose File: Vicky R... (1).pdf [View Uploaded Document](#)

Type of Registration

Bank Name * : 510 ARMY BASE... BG No. * : 1234

BG Date * : 15-06-2024 BG Expiry Date * : 22-09-2024

National based Vendor Registration
(Bank Guarantee Rs. 25 Lacs for all States/UTs)
Company Name: REC LIMITED
Address: HoD (RTTEL) Plot No. 1-4, Sector 25, Near IFFCO Chowk Metro Station, Gurugram, Haryana 122001
(Send the hard copy of Bank Guarantee to REC)

Multi-State based Vendor Registration
(Bank Guarantee Rs. 25 Lacs for all States/UTs)
Company Name: REC LIMITED
Address: HoD (RTTEL) Plot No. 1-4, Sector 25, Near IFFCO Chowk Metro Station, Gurugram, Haryana 122001
(Send the hard copy of Bank Guarantee to REC)

Upload Bank Guarantee * : [Download BG Format](#)
(Upload PDF up to 1MB)
Choose File: No file chosen

Upload the Bank Guarantee as per the Format given at Download

1. **National Vendor:** Rs. 25 Lacs
2. **Multi-state Vendor:** Rs. 2.5 Lacs./ state with maximum Rs. 25 Lacs.
3. **Post the Copy of BG:** Address: HoD (RTS), Plot No. 1-4, Sector 29, Near IFFCO Chowk Metro Station, Gurugram, Haryana 122001 (Send the hard copy of Bank Guarantee to REC)

STEP 2.4:

REGISTRATION – VERIFY EMAIL & MOBILE

Verify OTP on Email & Mobile No.

Upon verification Click on **Final Submit**.

Once the **BG is received at REC**, REC will approve the Vendor thereafter Vendor can use the Username and Password to operate on National Portal

National Vendor Registration

PAN DETAILS COMPANY DETAILS CONFIRM DETAILS

Email * :
pulkoti.d@shrapolan.in Send OTP Verify Email OTP * :
Enter Email OTP

Mobile No * :
9662972012 Send OTP Verify Mobile OTP * :
Enter Mobile OTP

Previous Final Submit

Click **Final Submit**



Vendor Profile Update

4

VENDOR PROFILE UPDATE (1/3)

Administrator + Interested persons Installations Consumer Subsidy Status

Profile
Operational District
Product Rate

List of Interested Consumers

Click on **Administrator** and then on **Profile**

VENDOR PROFILE UPDATE (3/3)



Ministry of New And Renewable Energy

National Portal

29-06-2024, 13:46:43

Administrator | Invoiced shown | Installations | Consumer Subsidy Status

Contact Details

S.No.	State	Discom	Vendor Name	Contact Person	Email	Mobile	Structure	View Certificates	Logo	View Details	Action
1	GUJARAT	Mahatya Gujarat VU Company Ltd	XXXXXXXXXX LIMITED							View More	Edit

Click on **Edit**

VENDOR PROFILE UPDATE (3/3)



Edit Contact Details

Name: **SHARAT**

System: **Mudra Rajat VV Company Ltd.**

Vendor: [Redacted]

Contact Person: [Redacted] Email: [Redacted] Mobile: [Redacted]

Contact Person Name for Beneficiary: [Redacted] Email for Beneficiary: [Redacted] Mobile for Beneficiary: [Redacted]

Address: **Vijaya Nagar** State: [Redacted] Website URL: [Redacted]

Other Details: [Redacted] Other Details: [Redacted]

Submit

Click on **Address** and **Update**



सत्यमेव जयते

Government of India

Ministry of New and Renewable Energy

Installer Manual

National Portal

PM Surya Ghar: Muft Bijli Yojana

29 June 2024

